



New Parents Meeting
June 2025

Wimbledon College

A Jesuit School

“... improvement in living and learning for the greater glory of God and the common good.”



St Ignatius Loyola (1491-1556)

College Prayer

Lord,
teach us to be generous:
to serve you as you deserve;
to give and not to count the cost;
to fight and not to heed the wounds;
to toil and not to seek to rest;
to labour and to ask for no reward
save that of knowing we do your will.
Amen.



St Ignatius Loyola (1491-1556)

Recent Inspections

Diocesan Inspection - 'An Outstanding Catholic School'

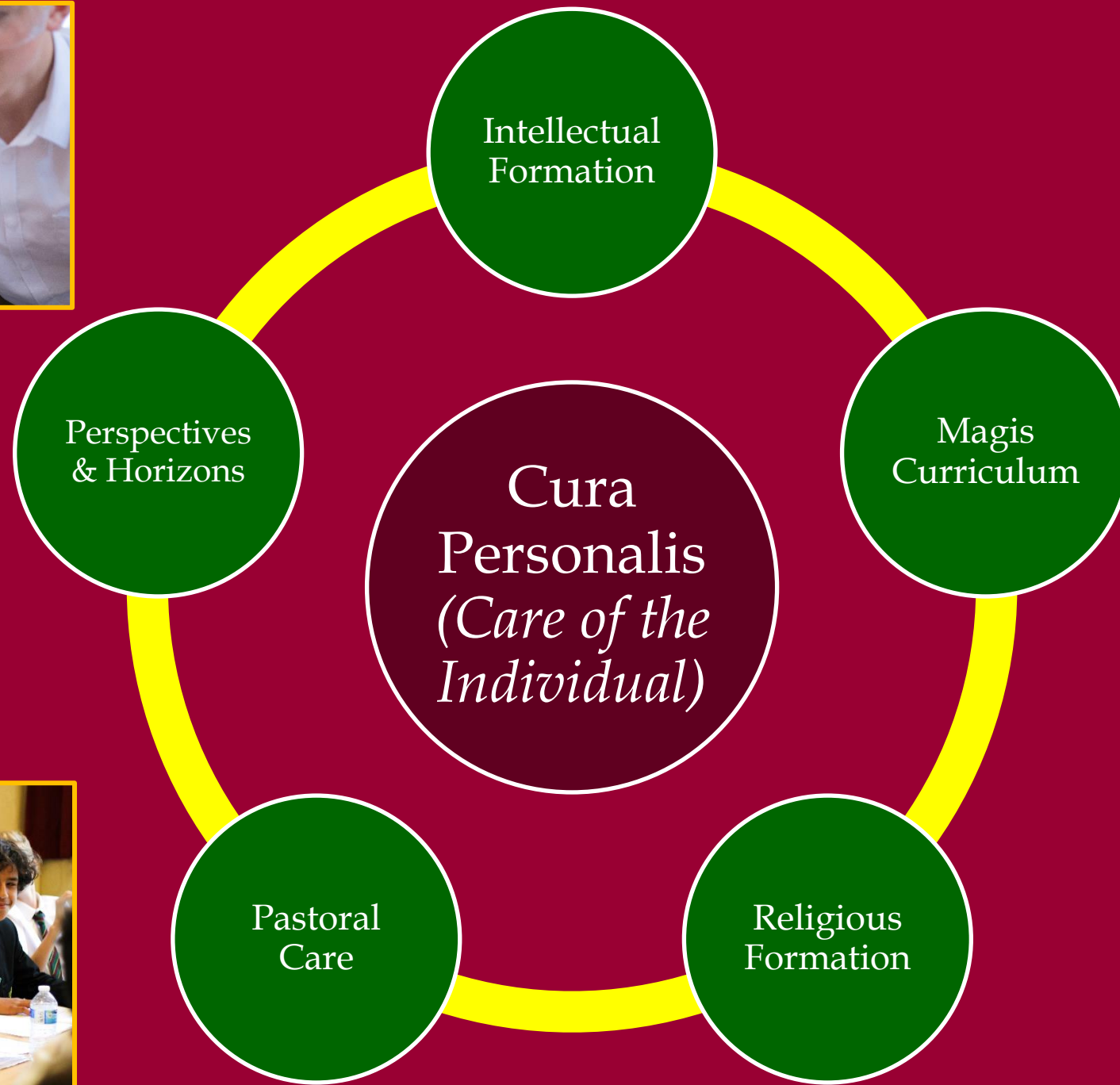
A strong Jesuit identity is reflected in the common language, vision and actions of all members of the school community.

The pupils are proud of the Jesuit traditions and regularly put these into practice in their daily lives taking full advantage of the many opportunities provided to them.

Ofsted - 'Continues to be a good school'

Leaders are ambitious for pupils to have an enriching experience at the school. Pupils make good use of the broad array of opportunities that leaders organise.

Pupils are respectful and motivated to learn. They work hard in lessons. They rarely disrupt each other's learning. Leaders communicate clear expectations, which all members of the school community understand well. Pupils are happy and safe here.



loving
hopeful
attentive
faith-filled
generous
eloquent
intentional
learned
prophetic
curious
wise
grateful
discerning
compassionate
active
truthful





Documentation



A Guide for New Parents

Welcome to Wimbledon College. Whether you are new to the school or already have a child here, we look forward to working closely with you so that your child may be successful and enjoy their secondary education at Wimbledon College.

This booklet has been prepared for parents of new pupils. It draws together some of the more important and immediately useful policies and arrangements. We hope it is helpful to you and your child.



Jesuit Schools

2025-26

- Guide for New Parents
- Arbor Parent Portal guide
- School Uniform suppliers information
- Suitable formal shoe guide
- Suitable sports shoe guide *(for use on the 3G pitch)*
- Pupil Premium Information
- School Fund Form

The College Structure



Lines & Tutor Groups

Sixth Form

Rhetoric (Y13)
Poetry (Y12)

Higher Line

Syntax (Y11)
Grammar (Y10)

Lower Line

Lower Grammar (Y9)
Rudiments (Y8)
Figures (Y7)

8 Tutor Groups

Campion
Fisher
Hurtado
Loyola
More
Owen
Southwell
Xavier

Houses



Houses not based on ability – randomly assigned

Sibling/parent policy

House requests (family only) to Paola Cray by **Friday 27th June**

The school day

	<i>Before school</i>		<i>Tuesday Mornings</i>
8.25	Morning bell	8.25	Morning bell
8.30	Period 1	8.30	Period 1
9.20	Period 2	9.10	Period 2
10.10	Morning Break	9.50	Morning break
10.30	Tutor Period	10.10	Extended Tutor Period/PSHE
10.55	Period 3	10.55	Period 3
11.50	Period 4		
12.40	Lunch		
1.20	Examen		
1.25	Period 5		
2.15	Period 6		
3.10	<i>After school</i>		

The Curriculum



Figures Curriculum

Subject	Periods
English	4
Mathematics	4
Science	4
Religious Studies	3
French or Spanish	3
History	2
Geography	2
Arts Rotation (Art, Drama, DT & Music)	4
Computing	1
Physical Education	1
Games	2
Total	30

Organising Pupil Teaching Groups

Population 1

115 pupils

taught French

In order to timetable classes, pupils are split into 2 Populations.

Population 1 has 4 classes per subject

Population 2 has 3 classes per subject

Population 2

85 pupils

taught Spanish

Organising Pupil Teaching Groups

English

Maths

Population 1

Pupils are set by ability in **English** and **Maths**.

Sets are organised based on the CATs tests

English use the **verbal reasoning** score

Maths use the **quantative reasoning** score

Population 2

The **top 30 pupils** for English and for Maths are put into population 1 Set A for these subjects

Organising Pupil Teaching Groups

	English	Maths
Population 1	Set A	Set A

Population 2

Pupils are set by ability in **English** and **Maths**.

Sets are organised based on the CATs tests

English use the **verbal reasoning** score

Maths use the **quantative reasoning** score

The **top 30 pupils** for English and for Maths are put into population 1 Set A for these subjects

Organising Pupil Teaching Groups

	English	Maths
Population 1	Set A	Set A
	Set 1	Set 1
	Set 2	Set 2
	Set 3	Set 3
Population 2	Set 1	Set 1
	Set 2	Set 2
	Set 3	Set 3

The rest of the year group is spread equally across both populations to ensure that the sets have the same range of ability between Sets 1 and 3

Organising Pupil Teaching Groups

Population 1

Groups are mixed ability in these subject blocks

Different mixed ability groupings are used for **each block within a population**

MFL, Science, PE	Computing, Geography, History, Religious Studies	Arts (Art, Drama, DT, Music)
Group 1	Group 1	Group 1
Group 2	Group 2	Group 2
Group 3	Group 3	Group 3
Group 4	Group 4	Group 4
Group 1	Group 1	Group 1
Group 2	Group 2	Group 2
Group 3	Group 3	Group 3

Organising Pupil Teaching Groups

Population 1

Year 7 Games takes on place on Friday afternoons at Coombe Lane
Pupils organised into groups which will change depending on the
activity done each term

Population 2

Games

Group 1

Group 2

Group 3

Group 4


Group 5

Group 6

Group 7

Cognitive **A**bilities **T**ests

- The tests assess how well your son can **think about tasks and solve problems** using a range of different questions
- These tests cover:
 - shapes and patterns (Non-verbal Reasoning)
 - words (Verbal Reasoning)
 - numbers (Quantitative Reasoning)
 - shape and space (Spatial Ability)



Why do use them?

- They assess how a pupil can think in areas that are known to make a difference to learning and achievement.
- Not a test of what the pupil has learned (e.g. KS2 SATs)
- Does not require any prior knowledge
- Everyone starts at the same place
- Widely used across the UK
- At the College we use these:
 - to decide about the pace of learning that is right for a pupil (e.g. setting) and whether additional support or challenge is needed.
 - to set academic targets (with KS2 Data)

Online Learning

- Pupils need **exclusive** access to a computer
- Must be a PC/Laptop or Chromebook
- NOT a tablet or smartphone
- Recommended specification:
 - Screen – 11.6 inch or bigger
 - CPU – Intel or AMD are both fine
 - Ram – 4GB minimum
 - Storage - 32GB minimum

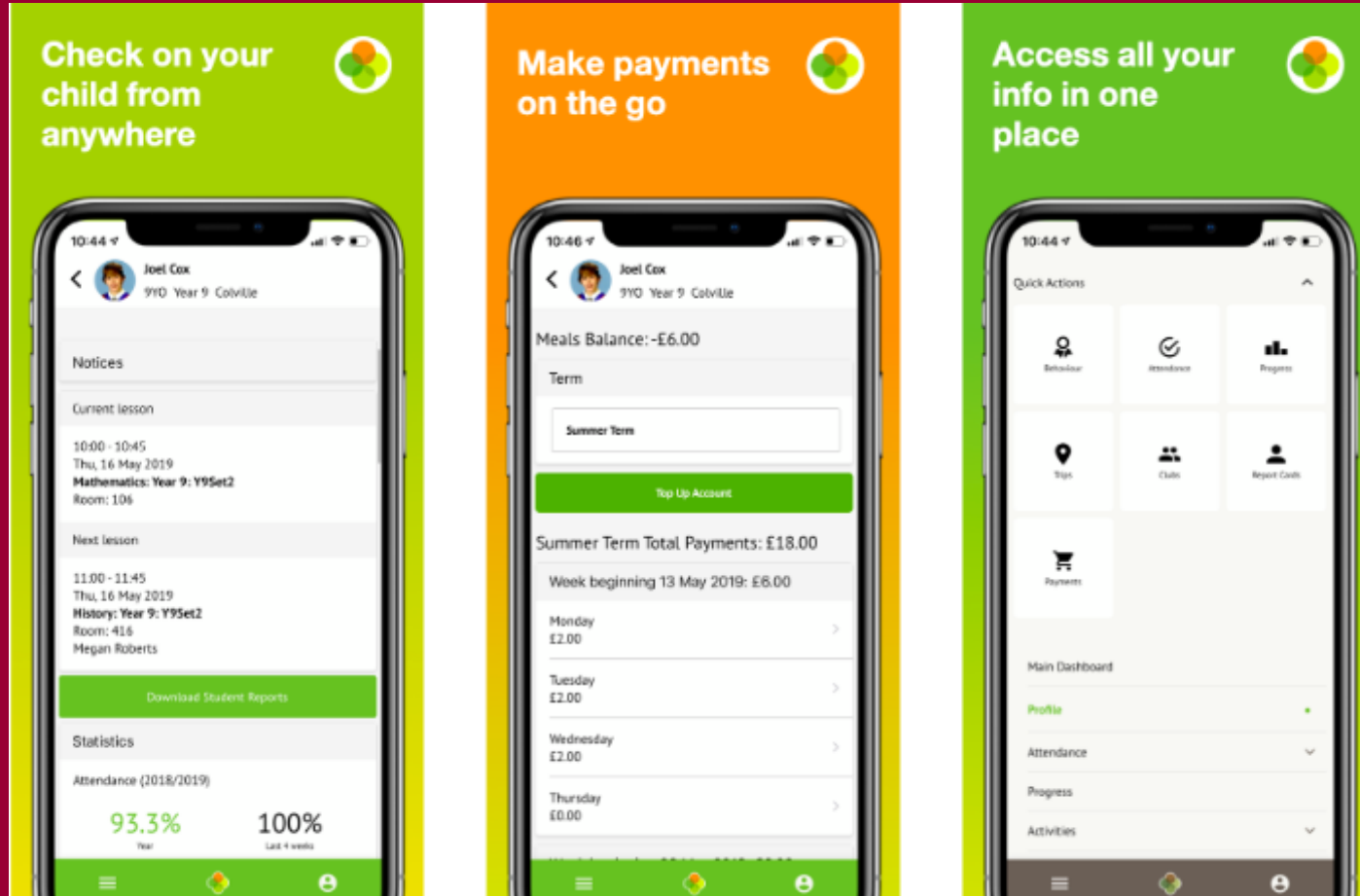


Google Classroom



Google Drive

Keeping Track of your son at school



- Arbor App & Portal
- Available from the Apple Appstore and the Google Playstore
- View your son's timetable, assessment & behaviour record, clubs and attendance
- Update your details
- Receive instant messages
- Sign up to trips and clubs
- Top up lunch account

Parents can only register once pupils are ON ROLL (1st September 2025)
Please wait for your welcome email from us telling you Arbor is ready

School meals

- You can access **Arbor** from the *Quick Links* menu on the website or via the Arbor smartphone app
- Activate your account using the instructions in the welcome email
- Choose a new username and password immediately
- Link your debit or credit card
- You can set a daily limit (£7.70 is the usual amount)
- You can use Arbor for most school trips, theatre tickets, etc.



Further Information – the College website



The screenshot shows a website page with a dark header featuring a photo of students. The main title is 'Transition to the College' in white serif font. Below it is a breadcrumb trail: 'Home > Parents > Transition to the College'. The main content area is white and contains a paragraph about the college's goal for a supportive transition. Below this is a vertical list of six red buttons, each with white text and a small white downward-pointing triangle on the right side.

Transition to the College

Home > Parents > Transition to the College

The College seeks to ensure that the transition from primary to secondary school is as supportive as possible.

- Primary School Visits
- Year 6 Test Day
- Year 6 Parents' Transition Meetings
- Year 6 Pupil Transition Days
- Introductory training session for RUGBY
- School Gateway Registration



Figures team

- Head of Line
 - Mr David Doran
- Tutors
 - 8 Tutor Groups (FC, FF . . . FX)
- Pastoral Support Assistant (PSA)
 - Mrs Jackie Matthews
- Deputy Head (Lower Line)
 - Mr Pierre Cargill

Transition – preparing for change

- New surroundings
- New friendships
- Greater independence & responsibility
- Travel
- Organisation
 - Different subjects, different teachers, different rooms
 - Equipment



Supporting your son at school

Taking an interest

Keeping informed

Encouraging participation

Attendance

Organisation


Assessments

Home environment



Extra curricular activities

- Rugby
- Swimming
- Basketball
- Football
- Sports
- Drama clubs
- Play
- Choir
- Strings Project
- Clubs and Activities



Communication

- Website
 - wimbledoncollege.org.uk
- Telephone
 - 020 8879 9307
- Email
 - figures@wimbledoncollege.org.uk
- X (formely Twitter)
 - @Wimb_Coll
- Instagram
- LinkedIn
- Face-to-face meetings
- Headteacher's half-termly letters
- Parents' evenings
- Start-of-year briefings

Uniform

- Black blazer with Wimbledon College badge
- White shirt
- Wimbledon College tie
- Wimbledon College maroon jumper
- Black trousers
- Grey or black socks
- Black shoes



PE & Games Kit

- **House PE shirt**
 - White gym shorts
 - White sports socks
 - Trainers
 - Black swimming trunks
 - Towel
- **Wimbledon College rugby shirt**
 - White rugby shorts
 - Wimbledon College rugby socks
 - Football or rugby boots
 - Mouthguard
 - Towel

Rugby shirt – *pre-order if possible*

Please note that the school rugby shirt is only supplied online through **STC Teamwear**

School Equipment

- Pencil case
- Pen (a cartridge pen or decent ballpoint pen is needed - cheap biros are not suitable)
- **Green Pen (this is used for all redrafts and corrections)**
- Pencils (at least four colours)
- Pencil sharpener (one which retains the shavings)
- Rubber
- Ruler (6" or 15cm is adequate)
- Angle measure (protractor)
- Collins Pocket English dictionary
- Collins Pocket French/Spanish dictionary
- Casio scientific calculator FX83GTCW
- Reading Book
- Mini-white board, pen and rubber (*provided to every pupil at the start of Year 7*)

Year 6 Transition Day

- Wednesday 2nd July
- Arrival time 8.00am
- Pupils dismissed at 3.00pm
- Pupils will be in the **College House** groups
- What your son needs to bring
 - Primary school uniform
 - Packed lunch and water bottle
 - Pencil case
 - Football boots

Pre-Season Y7 Rugby/Football taster session

- Saturday 30th August
- Registration from 9:00am
- Rugby taster starts at 9:30
- Break for 15mins
- Football taster starts at 10:30
- Finished by 11:15.
- Pupils will require College Games kit, BOOTS, water bottle.
- Shin pads or mouthguards are NOT compulsory for this session but will be for future Games lessons.
- These are NOT trials but are a great way for pupils and parents to see Coombe Lane and to meet their new class mates and teachers.

Figures (Y7) Key dates

- **Pre-season rugby and football taster session** (Saturday 30th August)
- **First day** (Wednesday 3rd September)
 - Begins at 8.30am
 - Induction (extended tutor time, school tour, timetables, routines)
 - First lessons after lunch
- **Parents Briefing** (Monday 8th September)
- **Parent Tutor Evening** (Wednesday 22nd October)
- **Parent Teacher Evening** (Wednesday 4th March)



An aerial photograph of Wimbledon College, showing a large complex of red brick buildings with multiple courtyards and a large green sports field. The buildings have various rooflines, including gables and flat roofs. The sports field has white markings and a blue net. The campus is surrounded by lush green trees. The text 'The school fund' is overlaid in white serif font at the top center.

The school fund

Wimbledon College is a Voluntary Aided School - 10% contribution to capital development



The school fund



Suggested contribution

£38 per family per month

Please Gift Aid if you pay tax

The school fund



YOUR CONTRIBUTION

Pupil first name:	Surname:	Year:
Parent's name:		Telephone:

I WOULD LIKE TO SUPPORT WIMBLEDON COLLEGE BY: (Please tick one option...)

I wish to make my contribution by **standing order** – please complete both the gift aid form and standing order overleaf.

-Or tick HERE to let us know you have set up your standing order yourself via online banking, using the payee details overleaf and add reference: '2024 / (insert final year of payment) / (insert initial & first three letters of son's surname)'.

20, Alexander Jones joining in September 2024 and leaving at the end of Year 13 (July 2031) will be 2024-31-AJON

I enclose a **cheque** with my contribution of £ Cheque payable to 'Wimbledon College'.

- Or tick HERE to let us know you have contributed via BAC's Transfer, to the payee details as printed on the standing order form. Quote Reference: '2024 /one off/ (insert initial & first three letters of son's surname)'

I currently pay by standing order and wish to carry on with my annual/monthly payments of £
- A family contribution will always be linked to the youngest sibling - please remember to complete a new standing order form overleaf for the new period in relation to the youngest sibling.

I currently pay by standing order and wish to increase my annual/monthly payments to £
- please remember to cancel your original standing order and complete a new standing order form overleaf.

I am unable or do not wish to make a donation at this present time.

signed:	date:
---------	-------

GIFT AID DECLARATION: UK TAX PAYERS: Sign up to gift Aid HERE.

This will cost you nothing.

If you are a taxpayer, you can increase the value of contribution simply by completing this form. We will reclaim 25p of tax on every £1 you give on or after 6 April 2024.

To qualify for Gift Aid you must pay an amount of Income Tax and/or Capital Gains Tax for each tax year that is at least equal to the amount of tax that we will reclaim on your gifts for that tax year. You can cancel this declaration at any time by notifying the school. If your circumstances change and you no longer pay income tax you can cancel this declaration. If you pay tax at the higher rate you must include all your Gift Aid donations on your Self Assessment tax return if you want to receive the additional tax relief due to you.

I want all gifts of money I have made since 6th April 2024 and all future gifts of money to be Gift Aid donations until I notify Wimbledon College otherwise.

Name:	
Address:	
Postcode:	
Signed:	Date:

amount donated £ by standing order / cheque / cash
frequency e.g. monthly, quarterly, annually
date payments begin



STANDING ORDER INSTRUCTION

for Wimbledon College School Fund

I am setting up a NEW standing Order
 I am updating my EXISTING Standing Order

1. Account Details

To the Manager of.....	Bank/Building Society
Please set up the following Standing Order and debit my/our account accordingly	
Name of Account Holder.....	
Sort Code	Account Number

2. **Payee Details:** Please pay to HSBC, Account Number: 91305824 Sort Code: 40-05-20 for the credit of 'Wimbledon College Parental Contributions'

3. About the payment:

The sum to be paid each time in figures (eg £38) and words (eg thirty eight pounds)

the sum of £
()

Please enter how often (eg every month) and the total period (eg five years or seven years)

every
for years

Date when payments should start (eg 1st September 2024)

starting on

Your signature

signed date

Your address in capital letters

POSTCODE:

This Standing Order is to REPLACE any existing Standing Order to the above bank account.

Please print the following Reference number on Wimbledon College bank statement:

2024 – –

Please return this form to the Finance Office, Wimbledon College, Edge Hill, London SW19 4NS
(PLEASE DO NOT SEND TO YOUR BANK)

